



Multicat Home Learning- Term 4 -Week 2



Name: _____ Class: _____

Sounds of the Week: Zz

Zippy zebra z z z



Z
z

Ants in the Apple' song

<https://www.youtube.com/watch?v=A5QGYDhKhg4>

Extension: Complete the phonics page and handwriting

Speaking and listening

Directed Listening worksheet- Have a grown up read you the instructions to the worksheet and see if you can listen to each step correctly.


Modelled Read

Watch the 3 videos posted to Class Dojo by Miss Watkins.

Monday will be the Modelled Read, so listen to see if you can find 3 tricky words.

Wednesday will be Word Work to go with the story.

Friday will be comprehension.



Reading:

Reading Eggs: www.readingeggs.com.au

Log on and complete activities

Aim to complete 1 hour each day



Please check Class Dojo for log on information

Epic <https://www.getepic.com/sign-in>

Sight Words: him after them

Monday

Say and write your words 5 times

Tuesday

Say your words in sentences and air write them

Wednesday

Write your words 3 times in rainbow letters

Thursday

Write your words in sentences and say them 5 times

Friday

Try and use 2 words in one sentence

Mathematics

Weekly Focus: Multiplication/length/Area

Complete activities on Mathseeds




Monday	Tuesday	Wednesday	Thursday	Friday
Sharing worksheet	Sharing worksheet	Halves worksheet	Length worksheet	Area worksheet

How many?

Watch the following video <https://youtu.be/rP6BylJWt94> or use the QR code

Using some beads, pegs or small toys place 7 objects under a cloth. Have the student remove some.

Then ask them to work out how many are left under the cloth. Repeat this several times using different amounts of objects.



Writing Weekly Focus: Information Reports

Complete the attached writing sheet for each day.

Monday	Tuesday	Wednesday	Thursday	Friday
Information Report	Information Report	Information Report	Persuasive Writing	Writing Prompt

Other Key Learning Areas

Monday	Tuesday	Wednesday	Thursday	Friday
Fine Motor Grid	PE- Dance	PDH- Wellbeing Wednesday	Dinosaur Project- Diorama	Dinosaur Project- Diorama



Brachiosaurus

?

Brachiosauruses are...

Blank space for writing the answer to the question.



Brachiosauruses have...

Blank space for writing the answer to the question.



Brachiosauruses eat...

Blank space for writing the answer to the question.



Brachiosauruses live...

Blank space for writing the answer to the question.



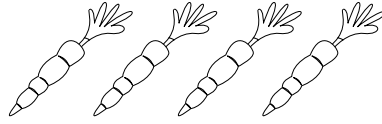
Brachiosaurus...

Blank space for writing the answer to the question.

Equal shares



Share equally.

Draw.



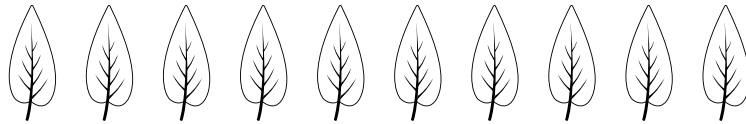
How many  each?

Draw.



How many  each?

Draw.



How many  each?


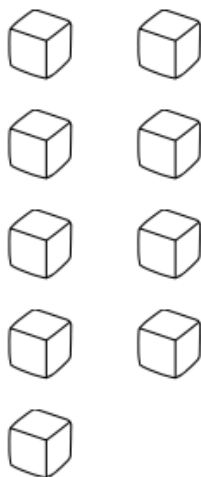
Blocks

Practical activity



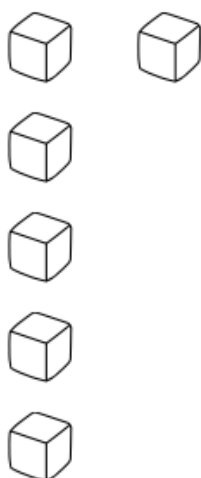
Use blocks. Share equally. Draw and write the answer.



How many each?

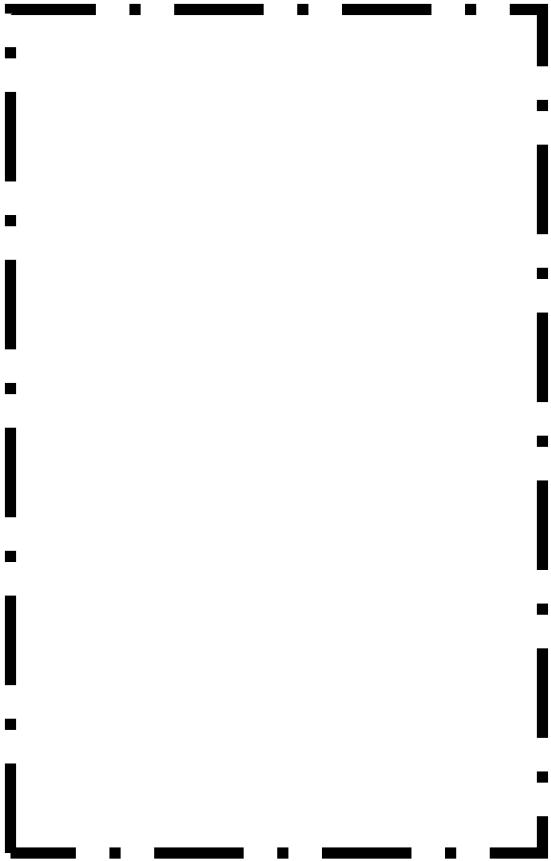





How many each?




How many each?

Brachiosaurus



Clothes


1 Draw lines to share equally.



How many each?



How many each?



How many each?

Party time!

1 Share the balloons equally.



How many each?

2 Share the ice creams equally.



How many each?

3 Share the gifts equally.

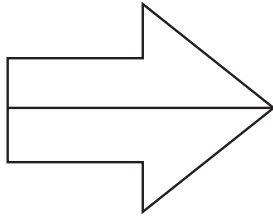


How many each?

Brachiosaurus Information Report

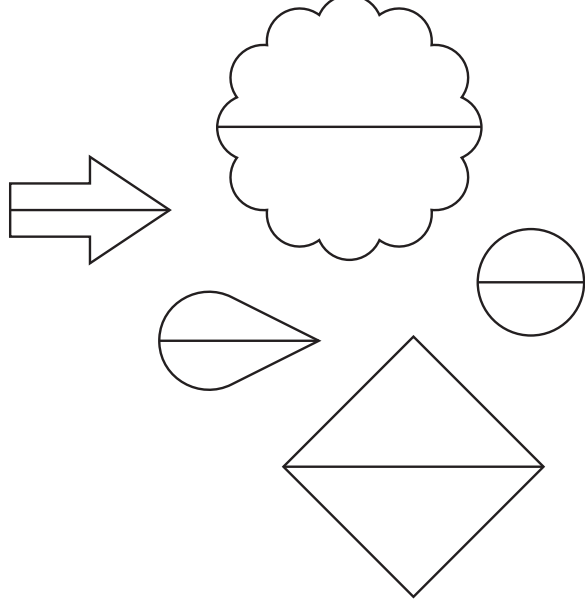



Activity Instructions



Read and follow these instructions carefully.

1. Colour half of all the tree shapes green.
2. Colour half the flower pink.
3. Colour half of the star shapes yellow.
4. Colour half the rainbow red, purple and blue.
5. Colour the whole mushroom red.
6. Colour half the heart pink.
7. Colour the whole house roof black.
8. Colour half the house green.
9. Colour half the sports balls blue.
10. Colour the whole cat grey.
11. Do not colour any of the pencil yellow.
12. Colour the whole baseball bat orange.





Bringing a dinosaur to school is a great idea...



For:

- It would make the school day fun.
- It could eat my schoolwork so I wouldn't have to do it.
- I could play with it on the playground with my friends.

Against:

- It might eat my teacher.
- It is too big to be at school and wouldn't fit inside my classroom.
- I wouldn't have enough food to feed it.



Persuasive Writing

Name: _____ Date: _____

Topic/Title:


In my opinion...

I believe this because...



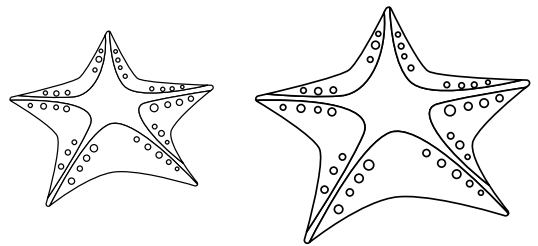
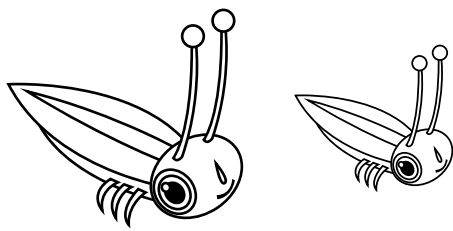
As you can see...

Big and small

1 Join big things to Waldo. Join small things to Ruby.



2 Colour the bigger one blue. Colour the smaller one yellow.



Big and small

3 Draw:

a big ice-cream.

a small ice-cream.


4 Label the items big or small.



5 Label the biggest and smallest.



If you happen to have a dinosaur you could use it as a...

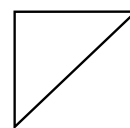
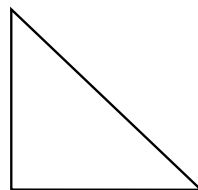
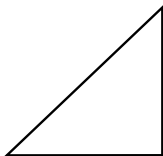








Comparing areas





1 Colour the smaller shape yellow.

Colour the bigger shape red.

Colour the shape that is the same size blue.

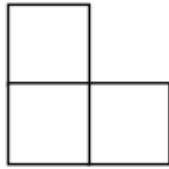


2 **Circle** the shape that is biggest.

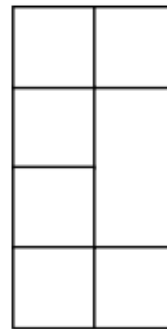


Tick ✓ the shapes that are the same size.

3 Count the squares. Write the total number.



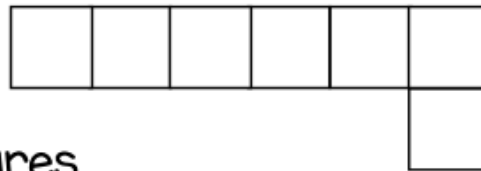
_____ squares



_____ squares



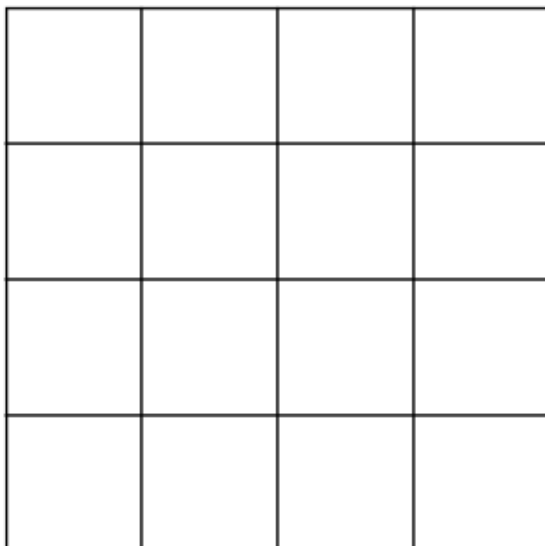
_____ squares



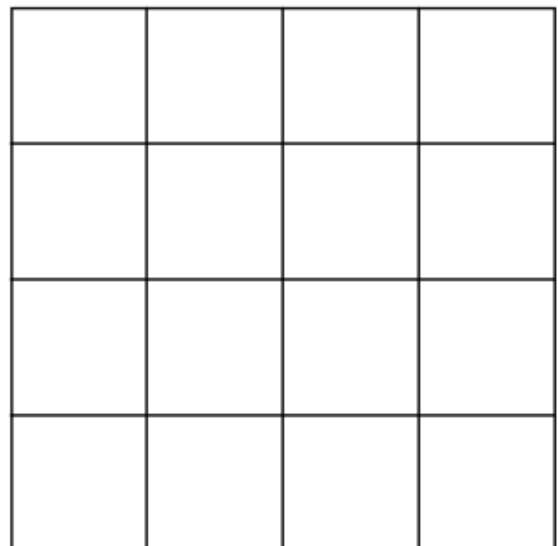
_____ squares

Circle the shape that has the most squares.


4 Draw and colour:



a shape that covers
6 squares.



a shape that covers
12 squares.



Beach Listen and Colour Activity



Beach Listen and Colour Activity

Instructions:

1. Colour the surfboard orange.
 2. Colour the sandcastle yellow.
 3. Colour the shark fin grey.
 4. Colour the bucket blue.
 5. Colour the spade green.
 6. Colour the shells pink.
 7. Colour the umbrella purple.
- 