


Sounds of the Week: Qq

Quick queens quarrelling qu qu qu



Q
q

Ants in the Apple' song

<https://www.youtube.com/watch?v=A5QGYDhKhg4>

Extension: Complete the phonics page and handwriting

Speaking and listening

She sells seashells




*She sells sea shells by the seashore,
The shells she sells are seashells, I'm sure.
So if she sells seashells on the seashore,
Then I'm sure she sells seashore shells.*

Practise the following tongue twister each day.

Modelled Read

Watch the video posted to Class Dojo. Listen to see if you can find 3 tricky words.



Reading:

Reading Eggs: www.readingeggs.com.au

Log on and complete activities

Aim to complete 1 hour each day



Please check Class Dojo for log on information

Epic <https://www.getepic.com/sign-in>

Sight Words: this be can

Monday	Say and write your words 5 times
Tuesday	Say your words in sentences and air write them
Wednesday	Write your words 3 times in rainbow letters
Thursday	Write your words in sentences and say them 5 times
Friday	Try and use 2 words in one sentence

Mathematics

Weekly Focus: Fractions / Volume and Capacity Complete activities on Mathseeds



Monday	Tuesday	Wednesday	Thursday	Friday
Cookie halves	Pizza halves worksheet	Shape halves worksheet	Volume and Capacity worksheet	Volume and Capacity worksheet

Addition Wars

- Cut out and use the number cards to 10 provided in the pack. Turn all cards over and turn two cards over and add them together to find the total. If you are playing with a grown up the person with the highest number wins. Keep playing until you use up all the cards.
- Repeat each day.

Writing Weekly Focus: Sentences/ Procedure

Complete the attached writing sheet for each day.

Monday	Tuesday	Wednesday	Thursday	Friday
How to wash your hands	Wonky Donkey character description	Goldilocks and he 3 bears sentences	How to create the rainbow fish	If I were an astronaut

Other Key Learning Areas

Monday	Tuesday	Wednesday	Thursday	Friday
Music	PE- Throwing Skills	PDH- Wellbeing Wednesday	Integrated Studies- Transport	Art- Rainbow Fish

Sequence the following procedure. Then write 3 sentences explaining why it is important to wash your hands.

How to Wash Your Hands

3. Apply a generous amount of soap to your hands.

Method

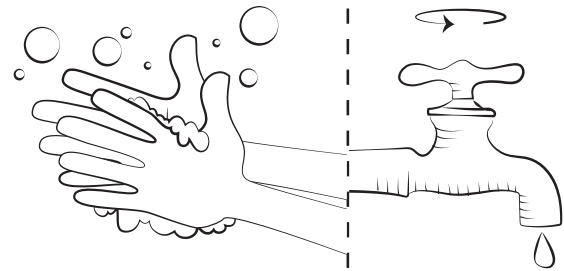
6. Turn off the water at the tap.

Equipment

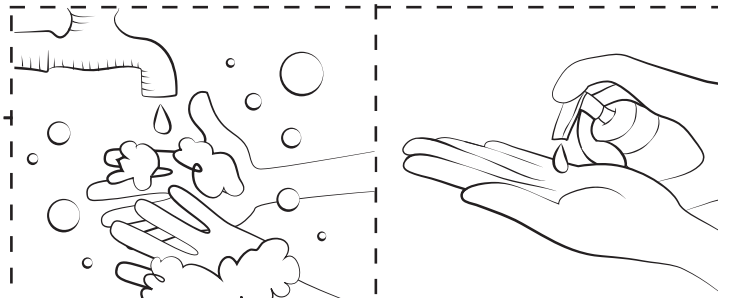
4. Rub your hands together for at least 20 seconds.

Water
Soap
A dry towel

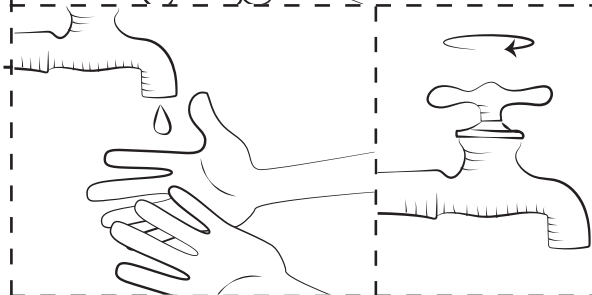
1. Gently turn on the cold water tap.




7. Dry your hands completely with a clean towel.

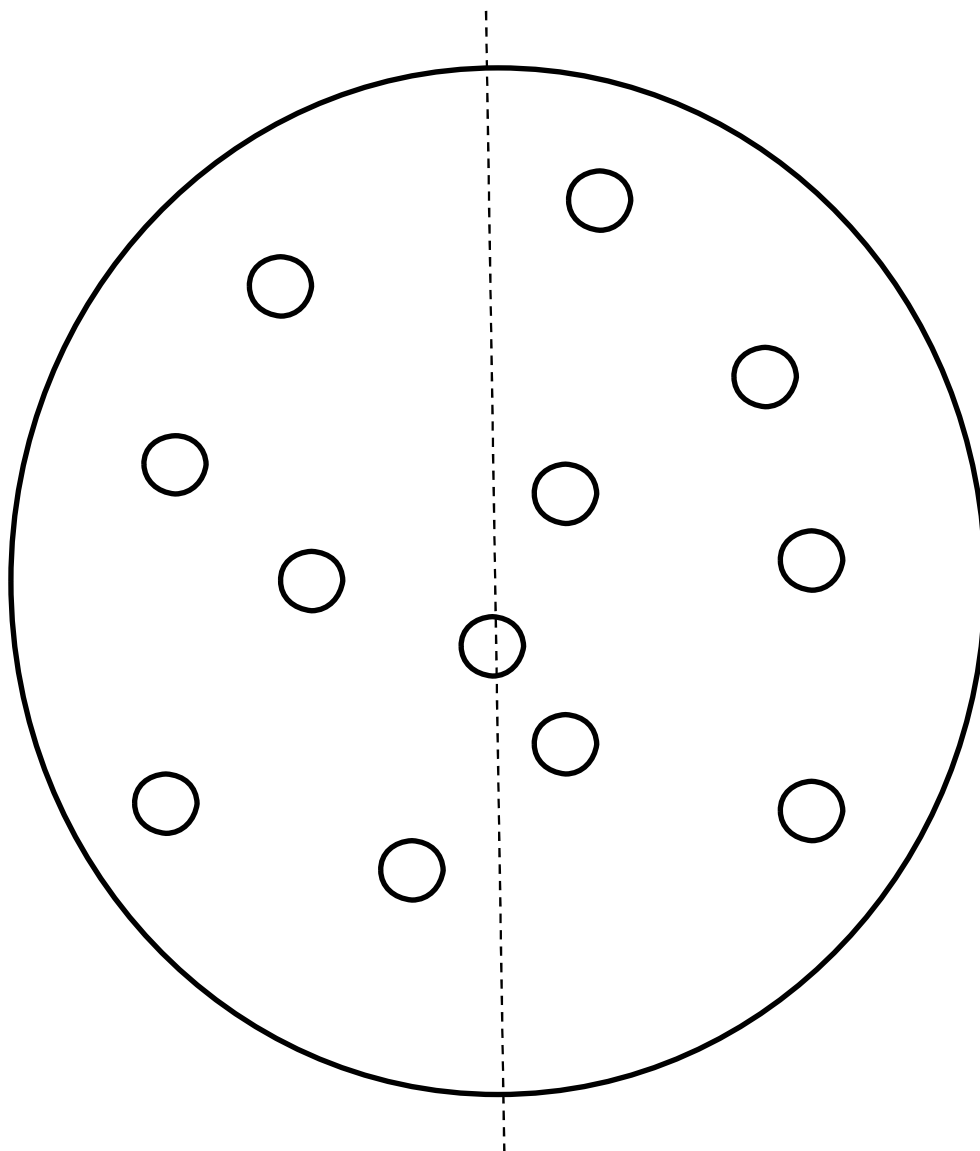


2. Place your hands under the water and wet them all over.



5. Rinse all of the soap off your hands.





I divided my cookie in half.

I shared it with _____.

Music with Clapping Sticks



Clapsticks are a traditional percussive instrument used by men and women in all Indigenous Australian communities, usually to maintain rhythm during vocal chants.




To create your own clapsticks, find 2 sticks from outside. You can choose to decorate them if you like but you do not have to.

Listen to the following song once without clapping sticks.

https://www.youtube.com/watch?v=_yxW57WzrTY


After listening, see if you can participate with your clapsticks. Remember to try and clap on the beat.

Here is another song the students can follow along with using their clap sticks: https://www.youtube.com/watch?v=F-caiSOCM_o






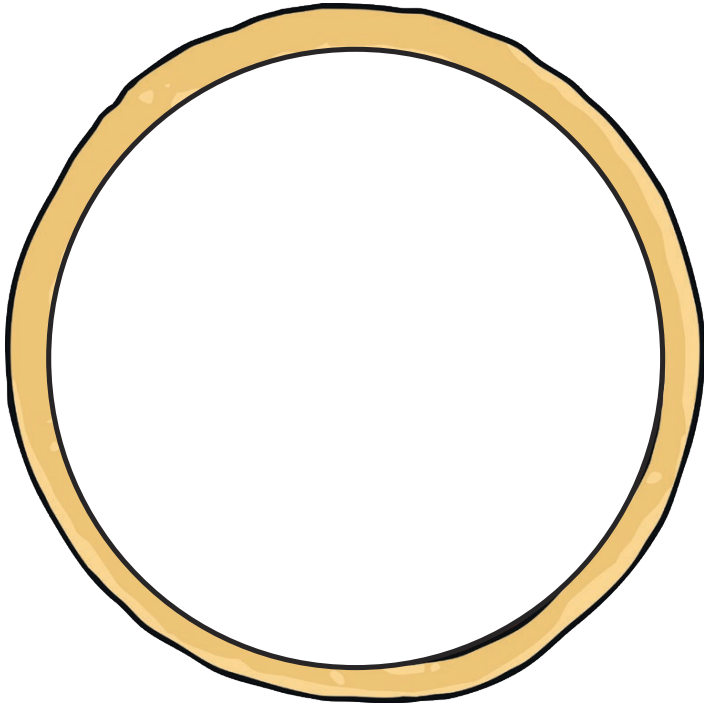
Wonky Donkey Character Description

Make a list of adjectives to describe the Wonky Donkey. Remember an adjective is a describing word. Then write a descriptive sentence about the Wonky Donkey.



Find $\frac{1}{2}$


Can you draw half of the toppings on each half of the pizzas?



PE- Throwing Skills

Write the correct
word and write a
sentence with each
word. Write the correct
word and write a
sentence with each
word. Write the correct
word and write a
sentence with each
word.

PRACTICE YOUR THROWING WITH A GAME OF BUILD AND DESTROY



HOW TO PLAY

Build a tower in your house or backyard in a place that is safe to throw.

You can use things like boxes, toys, pillows, and cushions.

Stand a few metres back and throw balls at the tower, trying to knock it down.

Count the number of throws it takes to knock it down!

Record how many
throws it took in
your book!

How did this challenge make you feel?

Colour the face



HOW MANY THROWS DID IT TAKE
TO KNOCK DOWN YOUR TOWER?

part
part
part
part
part
part

- You could also play catch with someone at home. See how many times you can catch the ball or sock without dropping it.

Glue the correct picture in order and write a sentence that goes with each part of the story.

Goldilocks and the Three Bears

1




2

3

4

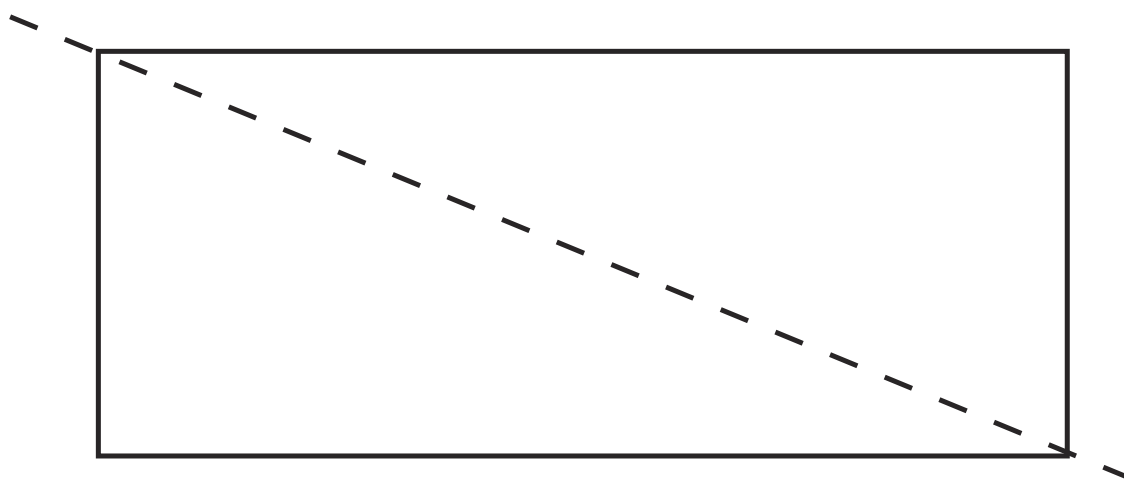
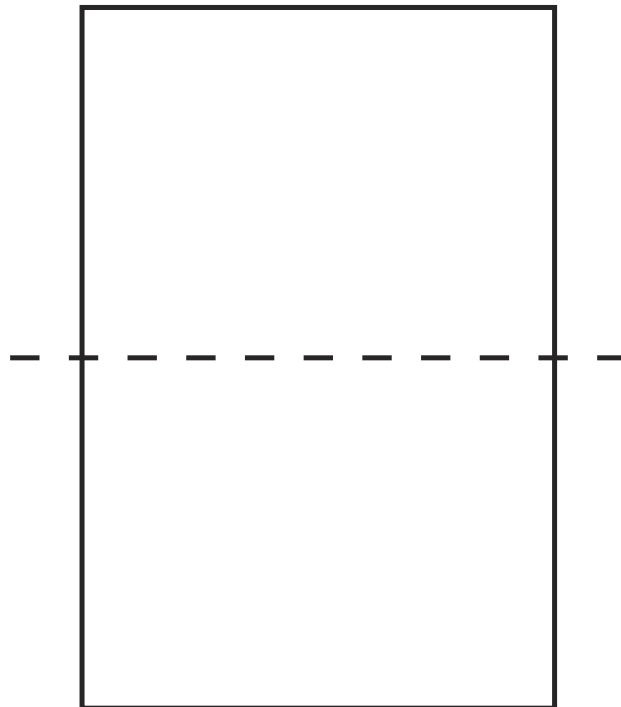
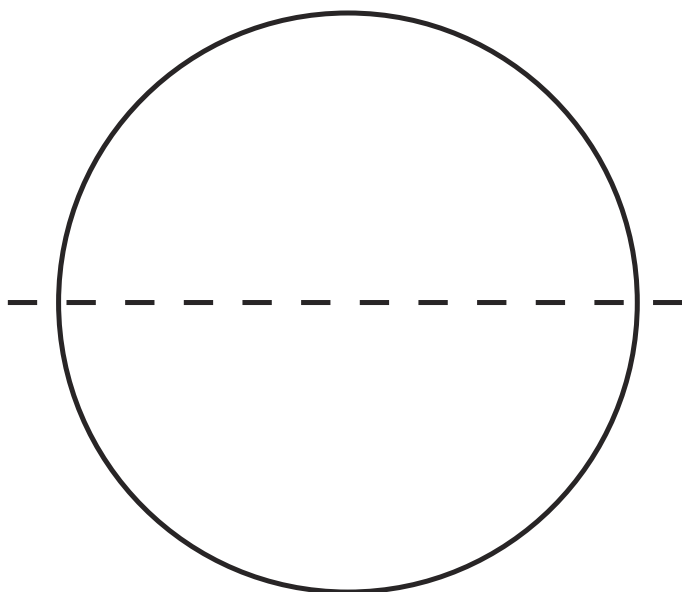
5

6



Find $\frac{1}{2}$

Can you colour $\frac{1}{2}$ of each shape red and $\frac{1}{2}$ of each shape green?
How much of each shape is coloured in?



Create your own procedure on how to create a rainbow fish. How would you decorate your rainbow fish? Refer to the video posted by Miss Matijevic on Class Dojo to help you.

How to _____

	1. _____ _____ _____
	2. _____ _____ _____
	3. _____ _____ _____
	4. _____ _____ _____

Transport Then and Now

In the past, children had to walk everywhere. From home to school, to the park, to the shops and to see their friends or families. Only very wealthy families had cars and children didn't often get to ride in them. Do you like walking? Imagine if you had to walk everywhere, for everything! Children would have had very sore feet in the olden days.



Does your family have a car now? Most families do, but if you don't there are heaps of transport options to help you get around.

We have buses, trains, trams, ride-sharing services, taxis, bicycles, motorbikes, scooters and some kids even have shoes that have wheels in them! I bet children in the olden days would have loved shoes with wheels in them!



Transport Then and Now

Lots of children nowadays like to travel to places on bicycles or a scooter. Did you know that bicycles have been around for a long time, but they used to look very different to the way they look now.



Does this look like your bicycle? It has wheels, a seat to sit on and handlebars to hold, but it is very different to the bicycles that kids like to ride today.

There are lots of other ways that transportation has changed from the past until now. Did you know that in the past they didn't have trucks like we do now, but they used animals to pull carts loaded with all sorts of things that people needed in different places.



We are lucky that we are able to travel comfortably now in cars and buses. These types of transport sure do make our lives easier.

Questions

1. How did children travel to most places in the past?

2. What are some different forms of transport that we have now?

3. What did bicycles look like in the past?

4. How is this different to a bicycle now?

5. What did they use instead of trucks in the past?

Name: _____

Date: _____

Volume and Capacity

Colour the item you would use to fill the bucket.



spoon



jug



Colour the item you would use to fill the cup.



bucket



jug



Colour the item you would use to fill the kettle.



jug



spoon




Colour the item you would use to fill the shakers.

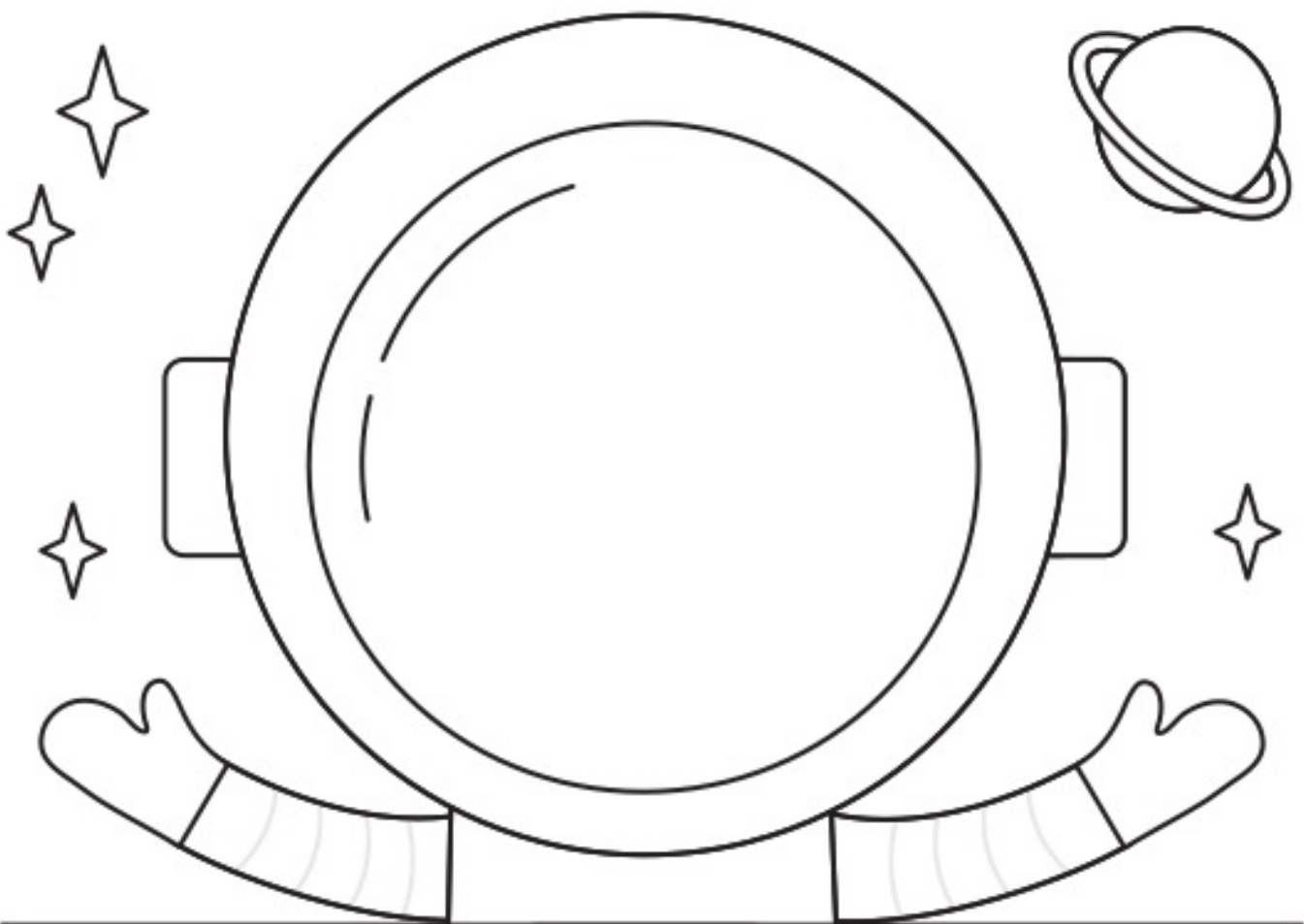


spoon



jug





If I was an astronaut...

Volume and Capacity Sort

Cut out the tiles below and colour them in. Print out the sort poster and stick the tiles on the poster from smallest to biggest (ascending order).



bucket



vase



salt shaker




spoon




cup



mixing bowl



trashcan



carton



jug

Volume and Capacity Sort

1

2

3

4

5


6

7

8

9

Rainbow Fish Outline



Create your own Rainbow Fish art.

